

## XOM SERIES OUTDOOR LED DISPLAY

XOM series outdoor LED solutions are perfect for any billboard or large scale LED wall project. These ultra reliable, high brightness, low power consumption modules also feature an IP65 rating and auto brightness adjustment for the ultimate impact in any climate or weather conditions. Hisense LED modules include cable-less internal construction and rear access for ease of maintenance.



### Highlights



#### Bright & Vivid Images

High brightness, bright and vivid display, can be seen from a distance



#### Neat and Clean Screen

Clean cable solution, make the screen clear and beautiful.



#### 45° Beveled Edge Design

45° beveled edge design, easy to complete multiple curved surface splicing, up to -90°~90° curved surface installation.



#### EMC Anti-Interference

Complies with international electronic EMC standards. Anti-electromagnetic interference, more stable operation




#### IP65

Engineered with both front & rear IP65, the display enhances durability and adaptability to meet diverse application scenarios.



#### Front & Rear Access

Supports front maintenance. No need to reserve space for maintenance.



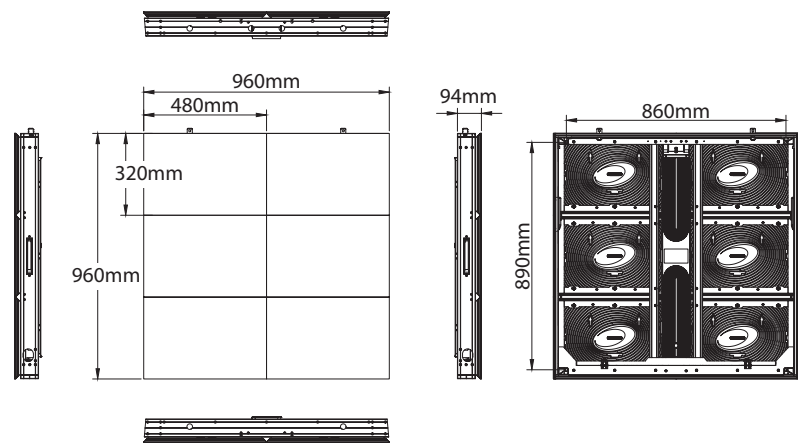
## Specifications

## XOM160A

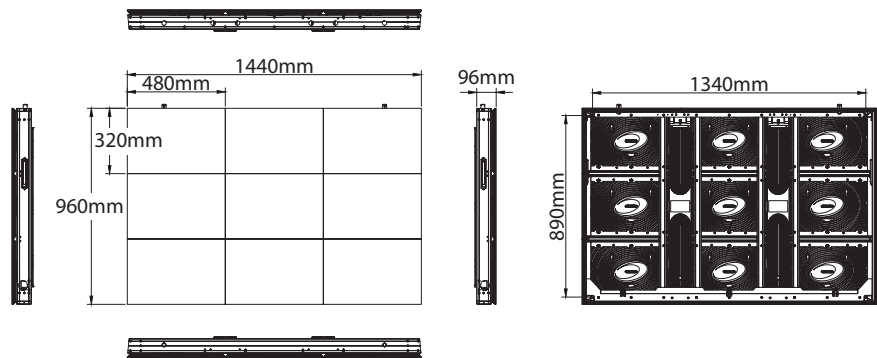
Pixel Pitch	16mm
Pixel Configuration	DIP Gold Wire DIP346
Module Resolution (W x H)	30 x 20
Module Dimension (W x H)	480 x 320mm / 18.9 x 12.6 inch
Cabinet Resolution (W x H)	60 x 60 / 90 x 60 / 60 x 80
Cabinet Dimension (WxHxD)	960 x 960 x 106mm / 37.8 x 37.8 x 4.17 inch 1440 x 960 x 106mm / 56.7 x 37.8 x 4.17 inch 960 x 1280 x 106mm / 37.8 x 50.4 x 4.17inch
No. of Modules per Cabinet (WxH)	2 x 3 / 3 x 3 / 2 x 4
Cabinet Weight	29kg / 63.93lbs 40kg / 88.18lbs 39kg / 85.98lbs
Cabinet materials	Profile Aluminium
Brightness (typ.)	10,000 nits (8000~10,000 nits adjustable)
Brightness (Customisable)	/
Contrast Ratio	3000:1 (According to the current Hisense test environment)
Visual Viewing Angle (H x V)	120° x 60°
Bit Depth	14 bit (14~16 bit customisable)
Colour Temperature	6500K ± 500K
Max Power Consumption per Unit Area	350 W/m <sup>2</sup>
Avg Power Consumption per Unit Area	105 W/m <sup>2</sup>
Power Supply	100~240 V AC
Refresh Rate	1920Hz (3840Hz Customisable)
Operating Temp / Humidity	-20~50°C / 10~90% RH
Storage Temp / Humidity	-30~60°C / 10~90% RH
IP Rating	Front IP65 & Rear IP65
Lifetime	100,000 Hrs
Certification	CE, CB
Maintenance	Front & Rear Access

\* Product specifications may vary per region, and specifications are subject to change. This material may include corporate names and trademarks of third parties which are the properties of the third parties respectively.

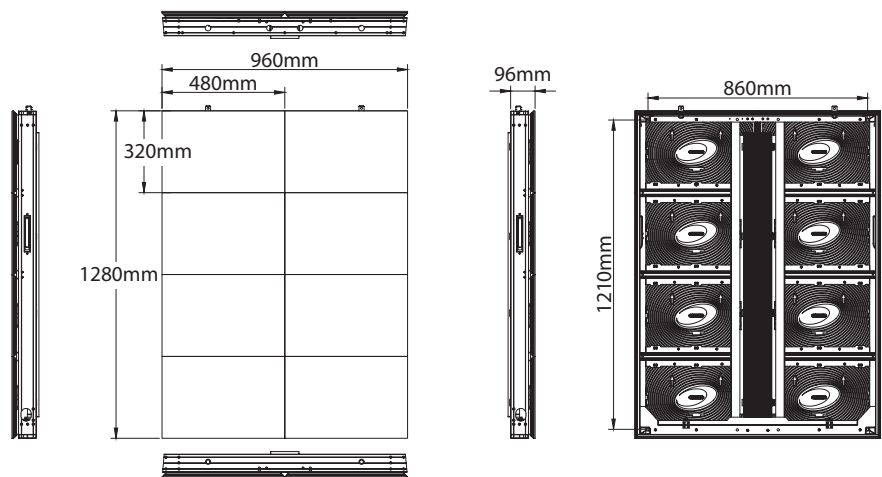
Display Dimensions



960 x 960



1440 x 960



960 x 1280

\* Product specifications may vary per region, and specifications are subject to change. This material may include corporate names and trademarks of third parties which are the properties of the third parties respectively.