

XIM SERIES

P2.5 INDOOR LED DISPLAY

XIM series LED solutions deliver unrivalled versatility due to the variety of cabinet configurations available. Integrators specifying the XIM range have access to the broadest range of pixel pitch and aspect ratios options. Perfect for any internal space, these innovative Hisense LED modules include cable-less internal construction and full frontal access for ease of maintenance.



Highlights



Ultra Light and Slim

48mm thick panel with a weight of 6.5kg, less expensive to transport and effortless to install.



Fan-less Design

Noise free operation ensuring a quiet environment.



Wide Viewing Angle 160°

XIM series provide wider viewing angles and pixel perfect imagery which is a real advance over the traditional LCD and DLP video wall.



Corner Protection

Protect the four corners of the module and the cabinet from being bumped during installation and maintenance.



Express Installation

The connection piece is used to install the cabinet , which is simple and easy to operate.



Front Maintenance

Front maintenance of the module is fast and convenient, and it can be installed on the wall to save space.




Hardwired Cabinet Interconnection

The upgraded hardwired cabinet interconnection simplifies installation, boosts efficiency, and brings rock-solid reliability – empowering smarter, more sustainable solutions.




Flexibility


With lengths ranging from 480-640mm and heights ranging from 320-640mm, combined with robust housing materials, the XIM allows for flexible LED installations to suit any environments.



640 x 640



640 x 480



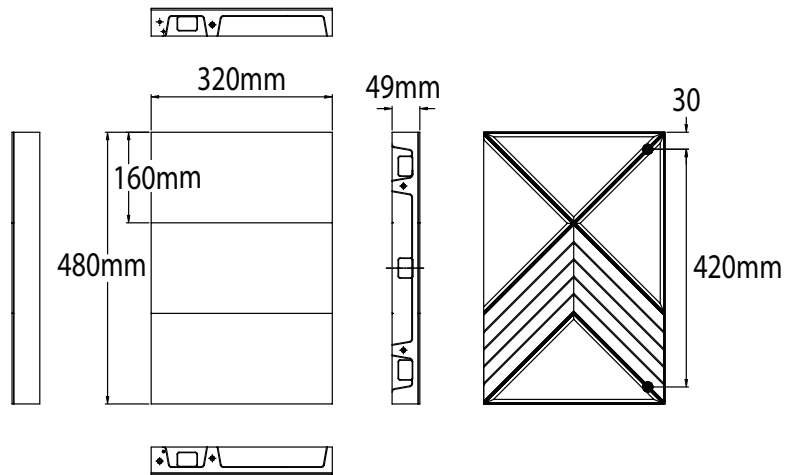
320 x 480

Specifications

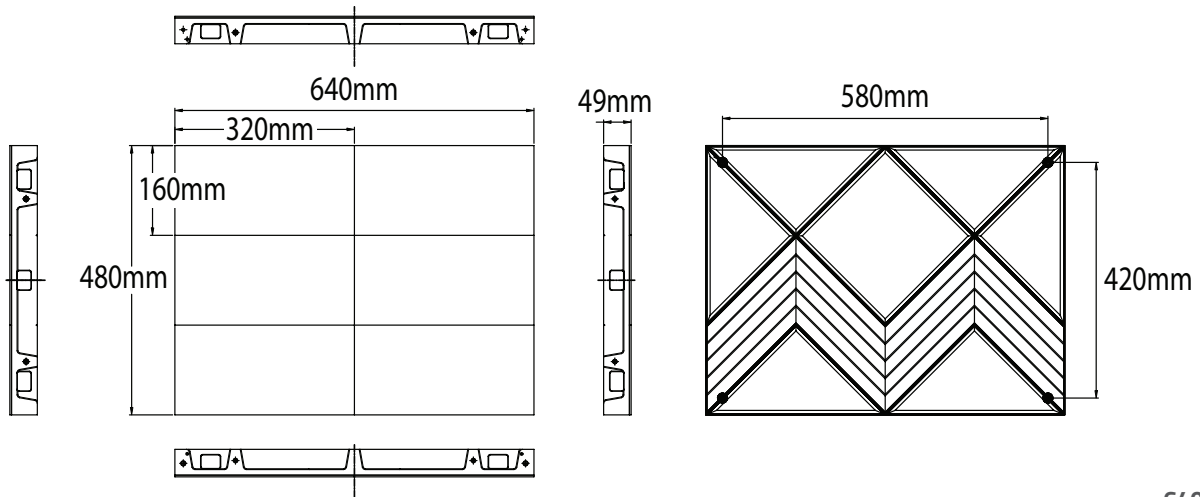
XIM025

Pixel Pitch	2.5mm
LED Package	SMD Copper Wire SMD2020
Thickness	50mm / 1.96 inch
Module Resolution	128 x 64
Module Dimension (WxH)	320 x 160 mm / 12.59 x 6.29 inch
Cabinet Dimension (WxHxD) Customizable (Steel)	640 x 480 x 48 mm 25.19 x 18.89 x 1.88 inch (Die-cast aluminum) 640 x 640 x 48mm 25.19 x 25.19 x 1.88 inch (Die-cast aluminum) 320 x 480 x 48mm 12.59 x 18.89 x 1.88 inch (Die-cast aluminum)
No. of Modules per Cabinet (WxH)	2 x 3 / 2 x 4 / 1 x 3
Cabinet Resolution	256 x 192 (Die-cast aluminum) Customizable (Steel)
Cabinet Weight	6.5 kg (Die-cast aluminum) 14.33 lbs Customizable (Steel) 8.2 kg (Die-cast aluminum) 18.07 lbs Customizable (Steel) 3.8 kg (Die-cast aluminum) 8.37 lbs Customizable (Steel)
Cabinet materials	Die-cast Aluminium / Steel
Brightness (typ.)	600 nits
Contrast Ratio	4,000 : 1@10lux (According to the current Hisense test environment)
Visual Viewing Angle (H x V)	160° x 160°
Bit Depth	13 bit
Colour Temperature	6500K ± 6500K
Brightness Uniformity	95%
Colour Uniformity	±0.012 Cx, Cy
Max / Avg Power Consumption per Cabinet	185W (Max) / 56W (Avg)
Max / Avg Power Consumption per Unit Area	600W/m ² (Max) / 180W/m ² (Avg)
Power Supply	100~240 V AC
Refresh Rate	3840 Hz
Operating Temp / Humidity	-10~40°C / 10~80% RH
Storage Temp / Humidity	-20~60°C / 10~90% RH
IP Rating	Front IP30
Lifetime	100,000 Hrs
Maintenance	Front Access (Die-cast Aluminium) Front / Rear Access (Steel)

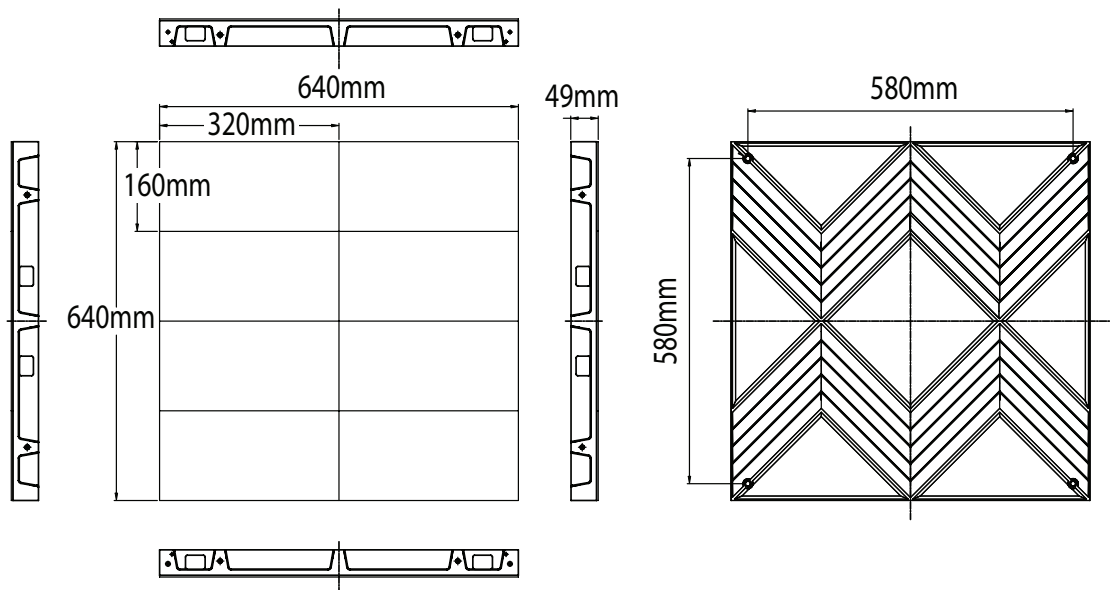
Display Dimensions



320 x 480



640 x 480



640 x 640