



## 32"-86" GM50GE 4K\* UHD DIGITAL SIGNAGE DISPLAY

Hisense digital signage solutions are ideal for high-traffic retail and corporate installations. With 500-nit brightness, they ensure your digital content stands out and captures attention. Designed for reliable 24/7 operation, the Hisense GM50GE series keeps your content on display throughout extended business hours, making it perfect for demanding commercial environments. Powered by Android 14 and integrated VisionInfo platform, the GM50GE series enables smart, efficient and easy-to-control content distribution and remote management. Ultimately, the GM50GE delivers a seamless, high-impact digital signage solution, providing a cost-efficient, future-proof platform to captivate audiences and optimise your digital communication strategy.

### Highlights



#### Captivating 4K\* Visuals

The GM50GE series delivers accurate color reproduction and superior image quality, along with a more immersive Ultra HD viewing experience enabled by its 178° wide viewing angle.



#### 500 nits Vivid Displays

With 500 nits brightness, the display panels deliver vivid imagery, ensuring vibrant, accurate colors day or night—ideal for high-traffic retail and indoor advertising environments.



#### Anti-glare with 25% haze

The 25% haze panels effectively minimize reflections while maintaining optimal image quality, make sure the critical information are always visible. Additionally, the anti-glare coatings enhance the perceived contrast ratio, delivering a sharper and more vibrant visual experience.



#### Landscape and Portrait

The display seamlessly adapts to both portrait and landscape modes, enabling flexible installations in retail spaces, quick-service restaurants, educational institutions, and corporate environments across orientations.



#### Android 14

Powered by smart OS, the GM50GE series offers flexible app integration, seamless OTA updates, and user-friendly controls. Its open ecosystem enables third-party app installations, ensuring smart, efficient, and scalable digital signage solutions.



#### Sleek, Minimalist Design

Featuring ultra-narrow bezels and symmetry-focused design, the display blends seamlessly into any environment. Its integrated cable management system eliminates visual clutter.



#### Energy-efficient Operation

An intelligent ambient light sensor dynamically optimizes screen brightness in real-time. ENERGY STAR® 8.0 certified, this display actively reduces environmental impact while saving costs.



#### Built-in VisionInfo

VisionInfo delivers end-to-end cloud-based content management, scheduling, remote updates, and centralized device control. This intuitive platform enables seamless device management and realtime monitoring from any location.



## Specifications

### GM50GE Series

Model	32GM50GE	43GM50GE	50GM50GE	55GM50GE	65GM50GE	75GM50GE	86GM50GE
Backlight Type	D-LED	D-LED	D-LED	D-LED	D-LED	D-LED	D-LED
Type	IPS	IPS	IPS	IPS	IPS	IPS	IPS
Size	32"	43"	50"	55"	65"	75"	86"
Resolution	1,920 x 1,080	3,840 x 2,160	3,840 x 2,160	3,840 x 2,160	3,840 x 2,160	3,840 x 2,160	3,840 x 2,160
Refresh Rate	60 Hz	60 Hz	60 Hz	60 Hz	60 Hz	60 Hz	60 Hz
Color Depth	16.7M(8 Bits)	1.07G(8 Bits+FRC)	1.07G(8 Bits+FRC)	1.07G(8 Bits+FRC)	1.07G(8 Bits+FRC)	1.07G(8 Bits+FRC)	1.07G(8 Bits+FRC)
Brightness (Typ.)	500 nits	500 nits	500 nits	500 nits	500 nits	500 nits	500 nits
Contrast Ratio (Typ.)	1,200:1	1,200:1	1,200:1	1,200:1	1,200:1	1,200:1	1,200:1
Response Time (Typ.)	8 ms	8 ms	8 ms	8 ms	8 ms	8 ms	8 ms
Viewing Angle (Min.)	178° / 178°	178° / 178°	178° / 178°	178° / 178°	178° / 178°	178° / 178°	178° / 178°
Color Gamut (Typ.)	72% NTSC	72% NTSC	72% NTSC	72% NTSC	72% NTSC	72% NTSC	72% NTSC
Haze	25%	25%	25%	25%	25%	25%	25%
Orientation	Landscape & Portrait	Landscape & Portrait	Landscape & Portrait	Landscape & Portrait	Landscape & Portrait	Landscape & Portrait	Landscape & Portrait
LED Lifetime	up to 50,000 hrs	up to 50,000 hrs	up to 50,000 hrs	up to 50,000 hrs	up to 50,000 hrs	up to 50,000 hrs	up to 50,000 hrs
Operation Hours	7 Day x 24 Hour	7 Day x 24 Hour	7 Day x 24 Hour	7 Day x 24 Hour	7 Day x 24 Hour	7 Day x 24 Hour	7 Day x 24 Hour
Operating System	Android 14	Android 14	Android 14	Android 14	Android 14	Android 14	Android 14
Processor CPU	ARM Cortex-A73 Quad Core	ARM Cortex-A73 Quad Core	ARM Cortex-A73 Quad Core	ARM Cortex-A73 Quad Core	ARM Cortex-A73 Quad Core	ARM Cortex-A73 Quad Core	ARM Cortex-A73 Quad Core
Processor GPU	Mali-G57 MC1	Mali-G57 MC1	Mali-G57 MC1	Mali-G57 MC1	Mali-G57 MC1	Mali-G57 MC1	Mali-G57 MC1
Memory	3G DDR4	3G DDR4	3G DDR4	3G DDR4	3G DDR4	3G DDR4	3G DDR4
Storage	32G EMMC	32G EMMC	32G EMMC	32G EMMC	32G EMMC	32G EMMC	32G EMMC
WiFi	WiFi 6,2.4/5.0GHz dual, 802.11a/b/g/n/ac/ax	WiFi 6,2.4/5.0GHz dual, 802.11a/b/g/n/ac/ax	WiFi 6,2.4/5.0GHz dual, 802.11a/b/g/n/ac/ax	WiFi 6,2.4/5.0GHz dual, 802.11a/b/g/n/ac/ax	WiFi 6,2.4/5.0GHz dual, 802.11a/b/g/n/ac/ax	WiFi 6,2.4/5.0GHz dual, 802.11a/b/g/n/ac/ax	WiFi 6,2.4/5.0GHz dual, 802.11a/b/g/n/ac/ax
Bluetooth	BT5.4	BT5.4	BT5.4	BT5.4	BT5.4	BT5.4	BT5.4
HDMI (Input)	x3 (HDMI2.0 x 2 + HDMI2.1 x 1)	x3 (HDMI2.0 x 2 + HDMI2.1 x 1)	x3 (HDMI2.0 x 2 + HDMI2.1 x 1)	x3 (HDMI2.0 x 2 + HDMI2.1 x 1)	x3 (HDMI2.0 x 2 + HDMI2.1 x 1)	x3 (HDMI2.0 x 2 + HDMI2.1 x 1)	x3 (HDMI2.0 x 2 + HDMI2.1 x 1)
USB (Type-C) (Input)	/	/	/	/	x 1 (PD65W)	x 1 (PD65W)	x 1 (PD65W)
USB (Type-A) (Input)	x 2 (USB2.0 x 1 + USB3.2 Gen1 x 1)	x 2 (USB2.0 x 1 + USB3.2 Gen1 x 1)	x 2 (USB2.0 x 1 + USB3.2 Gen1 x 1)	x 2 (USB2.0 x 1 + USB3.2 Gen1 x 1)	x 2 (USB2.0 x 1 + USB3.2 Gen1 x 1)	x 2 (USB2.0 x 1 + USB3.2 Gen1 x 1)	x 2 (USB2.0 x 1 + USB3.2 Gen1 x 1)
RS232 (3.5mm) (Input)	x 1	x 1	x 1	x 1	x 1	x 1	x 1
IR (2.5mm) (Input)	x 1	x 1	x 1	x 1	x 1	x 1	x 1
LAN (RJ45) (Input)	x 1	x 1	x 1	x 1	x 1	x 1	x 1
HDMI (Output)	x 1 (HDMI2.0 x 1)	x 1 (HDMI2.0 x 1)	x 1 (HDMI2.0 x 1)	x 1 (HDMI2.0 x 1)	x 1 (HDMI2.0 x 1)	x 1 (HDMI2.0 x 1)	x 1 (HDMI2.0 x 1)
Audio (3.5mm) (Output)	x 1	x 1	x 1	x 1	x 1	x 1	x 1
RS232 (3.5mm) (Output)	x 1	x 1	x 1	x 1	x 1	x 1	x 1

Product specifications may vary per region, and specifications are subject to change. This material may include corporate names and trademarks of third parties which are the properties of the third parties respectively.

## Specifications

### GM50GE Series

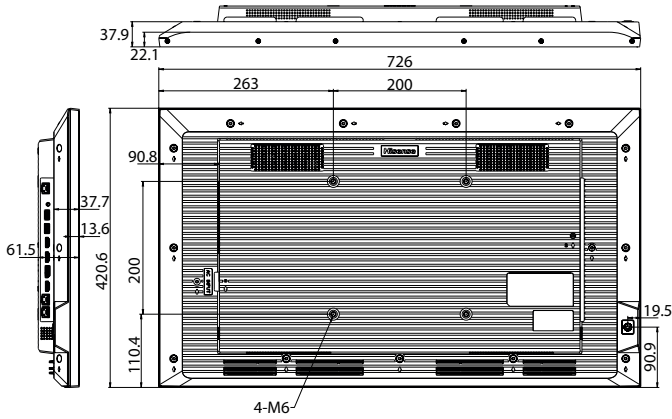
Model	32GM50GE	43GM50GE	50GM50GE	55GM50GE	65GM50GE	75GM50GE	86GM50GE
<b>Built in Speaker</b>	10 W x 2	10 W x 2	10 W x 2	10 W x 2	10 W x 2	10 W x 2	10 W x 2
<b>Operating Temperature</b>	0°C ~ 40°C	0°C ~ 40°C	0°C ~ 40°C	0°C ~ 40°C	0°C ~ 40°C	0°C ~ 40°C	0°C ~ 40°C
<b>Operating Humidity</b>	20% ~ 80%, non-condensing	20% ~ 80%, non-condensing	20% ~ 80%, non-condensing	20% ~ 80%, non-condensing	20% ~ 80%, non-condensing	20% ~ 80%, non-condensing	20% ~ 80%, non-condensing
<b>Power Supply</b>	AC 100-240V, 50/60Hz	AC 100-240V, 50/60Hz	AC 100-240V, 50/60Hz	AC 100-240V, 50/60Hz	AC 100-240V, 50/60Hz	AC 100-240V, 50/60Hz	AC 100-240V, 50/60Hz
<b>Power Consumption (Typ.)</b>	51 W	75 W	99 W	116 W	145 W	178 W	205 W
<b>Power Consumption (Max.)</b>	110 W	130 W	180 W	220 W	300 W	390 W	430 W
<b>Standby Consumption</b>	less than 0.5W (standby mode)	less than 0.5W (standby mode)	less than 0.5W (standby mode)	less than 0.5W (standby mode)	less than 0.5W (standby mode)	less than 0.5W (standby mode)	less than 0.5W (standby mode)
<b>Bezel Color</b>	Black	Black	Black	Black	Black	Black	Black
<b>Set Dimension (W x H x D)</b>	726 x 420.6 x 61.5 mm / 25.6 x 16.6 x 2.4 inch	970.4 x 557.5 x 62.8 mm / 38.20 x 21.9 x 2.5 inch	1,124.1 x 644.3 x 62.5 mm / 44.3 x 25.4 x 2.5 inch	1,239.7 x 710.2 x 63.3 mm / 48.8 x 28 x 2.5 inch	1,458.9 x 832.8 x 63.7 mm / 57.4 x 32.8 x 2.5 inch	1,676.3 x 956.6 x 64.1 mm / 66.0 x 37.7 x 2.5 inch	1,927.6 x 1,097 x 64.6 mm / 75.9 x 43.2 x 2.5 inch
<b>Bezel Width (T/L/R/B)</b>	10.1mm (T/L/R) / 10.3mm(B)	10.1mm (T/L/R) / 10.3mm(B)	10.4mm (T/L/R) / 11.1mm(B)	10.1mm (T/L/R) / 10.6mm(B)	10.4mm (T/L/R) / 10.9mm(B)	10.8mm (T/L/R) / 11.8mm(B)	10.8mm (T/L/R) / 11.8mm(B)
<b>Net Weight</b>	4.6 kg / 10.1 lbs	8.5 kg / 18.7 lbs	11 kg / 24.3 lbs	13.9 kg / 30.6 lbs	21.5 kg / 47.4 lbs	29 kg / 63.9 lbs	38.2 kg / 84.2 lbs
<b>Packing Dimension (W x H x D)</b>	820 x 512 x 126 mm / 32.3 x 20.2 x 5.0 inch	1,092 x 663 x 145 mm / 43.0 x 26.1 x 5.7 inch	1,251 x 777 x 154 mm / 49.2 x 30.6 x 6.1 inch	1,387 x 838 x 159 mm / 54.6 x 33.0 x 6.3 inch	1,629 x 1,022 x 160 mm / 64.1 x 40.2 x 6.3 inch	1,850 x 1,150 x 211 mm / 72.8 x 45.3 x 8.3 inch	2,117 x 1,298 x 269 mm / 83.3 x 51.1 x 10.6 inch
<b>Gross Weight</b>	6.5 kg / 14.3 lbs	12.5 kg / 27.56 lbs	16.2 kg / 35.7 lbs	19.5 kg / 43 lbs	30 kg / 66.1 lbs	41.6 kg / 91.7 lbs	59.5 kg / 131.2 lbs
<b>VESA Mount</b>	200 x 200 mm, 4-M6 Screw	300 x 300 mm, 4-M6 Screw	300 x 300 mm, 4-M6 Screw	300 x 300 mm, 4-M6 Screw	400 x 400 mm, 4-M6 Screw	600 x 400 mm, 4-M6 Screw	600 x 400 mm, 4-M6 Screw
<b>Standard Certification</b>	CB, CE, cTUVus, FCC, RCM, ERP, CEC, South Africa Energy Efficiency	CB, CE, cTUVus, FCC, RCM, ERP, CEC, South Africa Energy Efficiency	CB, CE, cTUVus, FCC, RCM, ERP, CEC, South Africa Energy Efficiency	CB, CE, cTUVus, FCC, RCM, ERP, CEC, South Africa Energy Efficiency	CB, CE, cTUVus, FCC, RCM, ERP, CEC, South Africa Energy Efficiency	CB, CE, cTUVus, FCC, RCM, ERP, CEC, South Africa Energy Efficiency	CB, CE, cTUVus, FCC, RCM, ERP, CEC, South Africa Energy Efficiency
<b>EMC</b>	Class B	Class B	Class B	Class B	Class B	Class B	Class B
<b>Safety</b>	62368-1	62368-1	62368-1	62368-1	62368-1	62368-1	62368-1
<b>Environment</b>	ENERGY STAR 8.0	ENERGY STAR 8.0	ENERGY STAR 8.0	ENERGY STAR 8.0	ENERGY STAR 8.0	ENERGY STAR 8.0	ENERGY STAR 8.0
<b>IP Rating</b>	IP5X	IP5X	IP5X	IP5X	IP5X	IP5X	IP5X
<b>Accessories</b>	Quick Setup Guide, Warranty Card, Power Cord, Remote Controller & Battery (AAA), RS232 Converter Cable (Optional)						

Product specifications may vary per region, and specifications are subject to change. This material may include corporate names and trademarks of third parties which are the properties of the third parties respectively.

## Dimensions

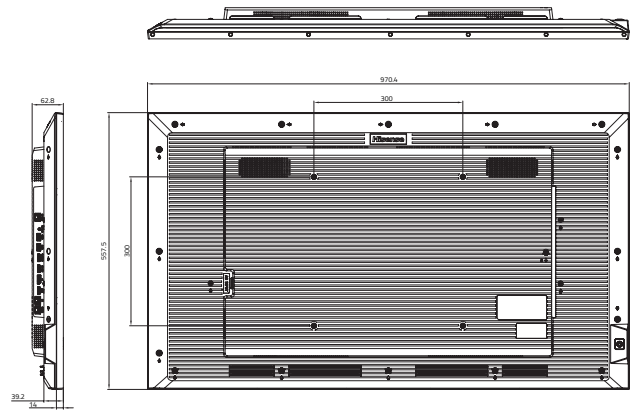
**32"**

726 x 420.6 x 61.5 mm / 25.6 x 16.6 x 2.4 inch  
4.6 kg / 10.1 lbs



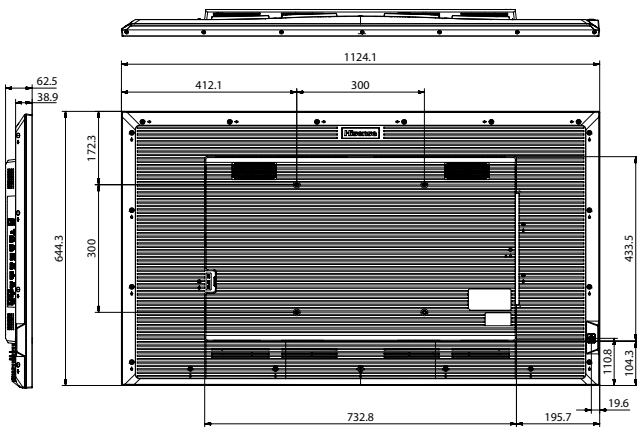
**43"**

970.4 x 557.5 x 62.8 mm / 38.20 x 21.9 x 2.5 inch  
8.5 kg / 18.7 lbs



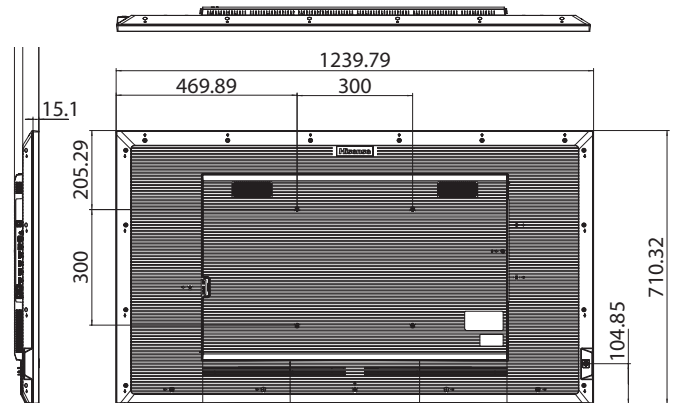
**50"**

1124.1 x 644.3 x 62.5 mm / 44.26 x 25.36 x 2.46 inch  
11 kg / 24.3 lbs



**55"**

1239.7 x 710.2 x 63.3 mm / 48.8 x 28 x 2.5 inch  
13.9 kg / 30.6 lbs



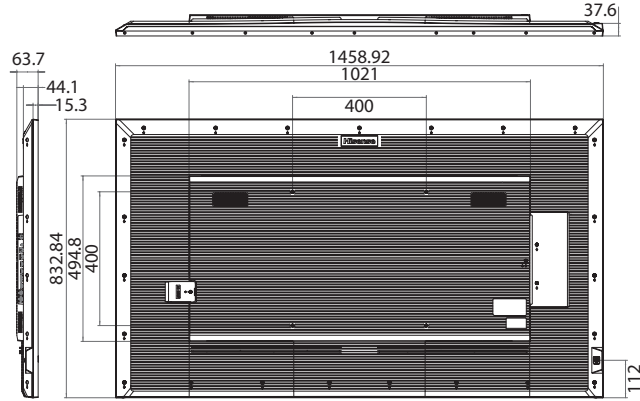
Product specifications may vary per region, and specifications are subject to change. This material may include corporate names and trademarks of third parties which are the properties of the third parties respectively.

Learn More: [www.hisense-b2b.com](http://www.hisense-b2b.com) | Contact Us: [sales@hisense-b2b.com](mailto:sales@hisense-b2b.com)

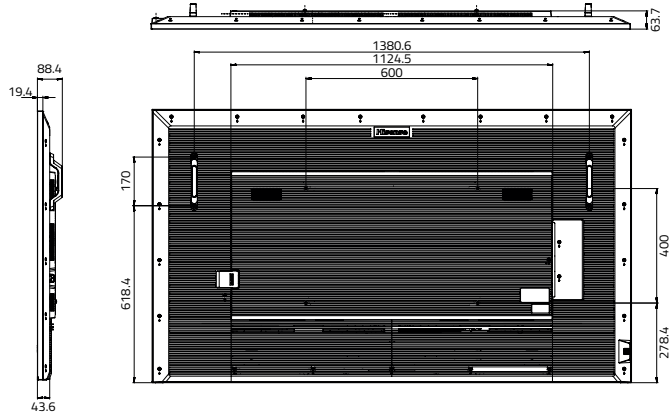
LinkedIn: @Hisense Commercial Display | @Hisense B2B Europe | @Hisense B2B USA | @Hisense B2B Australia

## Dimensions

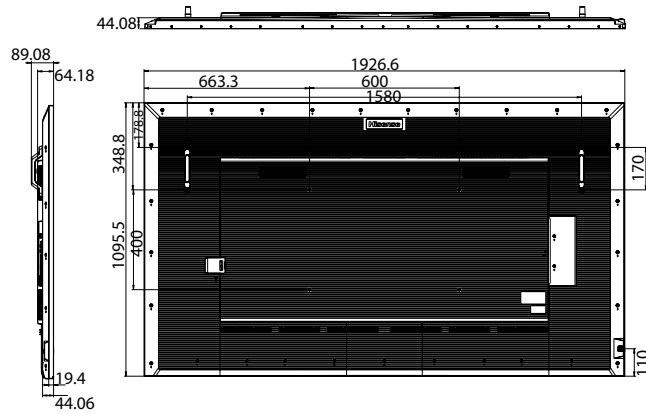
**65"** 1458.9 x 832.8 x 63.7mm / 57.4 x 32.8 x 2.5inch  
21.5kg / 47.4lbs



**75"** 1675.3 x 955.1 x 63.7mm / 66 x 37.6 x 2.5inch  
29kg / 63.9lbs



**86"** 1926.6 x 1095.5 x 64.2mm / 75.9 x 43.1 x 2.5inch  
38.2kg / 84.2lbs



Product specifications may vary per region, and specifications are subject to change. This material may include corporate names and trademarks of third parties which are the properties of the third parties respectively.